

CONVERSATIONS IN SPACE

EDUCATION RESOURCE
LEVELS 7 – 10



CONVERSATIONS IN SPACE

Conversations in Space is a group exhibition that features artists at differing stages of their careers. The exhibition asks us to think about how we create connections between each generation in our society.

Helen Maudsley has been painting for more than 60 years and is one of Australia's most accomplished artists. She creates many visual 'drafts' of her ideas before producing a final painting. Maudsley describes her works as visual essays or poems constructed of lines, numbers, letters, geometry, and symbols from everyday life.

Laura Skerlj uses social media as source material for her paintings which she works and reworks directly on the canvas. Her paintings become more about the application and use of paint and as time goes on the original source of her ideas become less recognisable. Skerlj is interested in the mutability of painting as her original subject is taken apart and comes back together again.

Noriko Nakamura creates carved limestone sculptures that are full of life and movement. Nakamura draws inspiration from Japanese mythology, food and the female body and imbues her sculptures and inanimate objects with the attributes of animals, people and plants. Sometimes her sculptures are like relics or found objects from the past and other times they are ritualistic to be used as part of an unknown ceremony or ritual.

Alex Hobba's animation uses 3D gaming software as a way to explore genre and communication and the representation of information. As the voice of a narrator tells a story over a series of changing images of people, places and situations it is hard to determine what is fact and what is fiction, and why our stories often require a hero.

As you explore the exhibition, think about how the works relate to one another, what they have in common and how they are reflected in the title *Conversations in Space*.

Glossary

Conversation: a talk, especially an informal one, between two or more people, in which news and ideas are exchanged.

Flat Time: time that passes without any changes – the time between things happening.

Junk Time: a time of constant distractions for instance when we are in a social media loop, our eyes flickering between images, unable to stop and question what we are seeing.

Flaneur: Flaneur is a French word meaning someone who 'saunters' around observing society.

Aggregate: a material or structure formed from a mass of fragments or particles loosely compacted together.

High Key (as in colour): having a predominance of light or bright tones.

Animism: the attribution of a living soul to plants, inanimate objects, and natural phenomena.

Relic: an historic object that has survived from an earlier time, that is now no longer used.

Cover image:

Laura Skerlj

Untitled (cherry bomb) 2023

oil on linen

35 x 45cm

© copyright and courtesy of the artist

CONVERSATIONS IN SPACE

Exploring the Exhibition

Take some time to wander through the exhibition and consider the following ideas:

Are there any clues as to why the curator James Lynch has chosen these particular works to be exhibited together?

What do the works have in common?

Explain how the title *Conversation in Space* might fit with the works in the exhibition.

How do the works relate to one another?

Are there any obvious differences between the work of Helen Maudsley with her 60+ year career and the work of the younger artists?

What experiences might be shared between the artists?

Find two works by different artists and describe what you find is similar and different about them.

Consider the art elements and principles and how they have been used. Are there similar applications in more than one of the works?

Think in particular about:

Movement

Colour

Texture

Composition

A flaneur is described as 'someone who saunters around observing society'. Each work is a reflection of the world around us in some way. Choose a work and write a short reflection on how you think it mirrors the world around us.

The curator explains that he feels a great sense of purpose when being able to offer emerging artists opportunities to be able to exhibit their work, alongside more established artists. Why do you think that might be?

WORKS IN FOCUS



Noriko Nakamura
Milking my heart, 2019
Carved limestone
Dimensions
© and courtesy of the artist

Noriko Nakamura is a Japanese-born, Castlemaine-based artist who uses stone carving and organic elements to make installations that draw on ideas of animism and ritualistic practices. Using traditional hand-carving techniques Nakamura transforms limestone from an inanimate and heavy material into playful forms, suggestive of movement and lightness. Nakamura is interested in this transformative process and how the manipulation of materials is used to imbue a material or object with significance, changing its meaning and our relationship to it.

Additional Resources:
Noriko Nakamura
noriko-nakamura.com

Questions

What organic or living shapes and forms can you identify in *Milking my heart*?

What ideas do you think the artist is trying to express?

Imagine this sculpture is based on a story or fairytale – what do you think might have happened in the tale?

Activities

Create a sketch of *Milking my heart* and annotate the drawing with notes about what each part of the sculpture reminds you of. Think about what living things the artist is representing on her work.

On that same sketch, write or draw how you think the form she has represented would move if it were actually alive?

What kind of sound would it make?

In what kind of environment might it exist?

Create your own small sculpture inspired by the work of Noriko Nakamura using found and recycled objects. Start with a central object as the base from which to add organic looking elements. Be creative with found or recycled materials. How can you make them look organic and alive? Try and keep the materials used to one colour or paint your work one colour when it is finished. This will help highlight the forms in the work. Give your work a title.

Links to the Curriculum

Including but not limited to...

Visual Arts

Level 7 - 10

Explore and Express Ideas

Explore the visual arts practices and styles as inspiration to develop a personal style, explore, express ideas, concepts and themes in art works.

Explore how artists manipulate materials, techniques, technologies and processes to develop and express their intentions in art works.

Respond & Interpret

Analyse and interpret artworks to explore the different forms of expression, intentions and viewpoints of artists and how they are viewed by audience.

Analyse, interpret and evaluate a range of visual artworks from different cultures, historical and contemporary contexts, including artworks by Aboriginal and Torres Strait Islander peoples to explore differing viewpoints.

Capabilities

Critical and Creative Thinking

Level 7 – 8

Questions and Possibilities

Synthesise information from multiple sources and use lateral thinking techniques to draw parallels between known and new solutions and ideas when creating original proposals and artefacts.

Meta-Cognition

Consider a range of strategies to represent ideas and explain and justify thinking processes to others.

Ethical Capability

Understanding Concepts

Explore the contested meaning of concepts including freedom, justice, and rights and responsibilities, and the extent they are and should be valued by different individuals and groups.

Intercultural Capability

Cultural Practices

Analyse the dynamic nature of own and others cultural practices in a range of contexts.

Examine how various cultural groups are represented, by whom they are represented, and comment on the purpose and effect of these representations.

Personal and Social Capability

Self-Awareness Management

Describe how and why emotional responses may change in different contexts.

Relationships and Diversity

Recognise the impact of personal boundaries, intimacy, distribution of power and social and cultural norms and mores on the ways relationships are expressed.

Level 9 – 10

Capabilities

Critical and Creative Thinking

Questions and possibilities

Challenge previously held assumptions and create new links, proposals and artefacts by investigating ideas that provoke shifts in perspectives and cross boundaries to generate ideas and solutions.

Meta-Cognition

Critically examine their own and others thinking processes and discuss factors that influence thinking, including cognitive biases

Ethical Capability

Understanding Concepts

Explore a range of ethical problems and examine the extent to which different positions are related to commonly held ethical concepts and principles, considering the influence of cultural norms, religion, world views and philosophical thought.

Intercultural Capability

Cultural Practices

Analyse the complex and dynamic interrelationships between and within cultures in a range of contexts and the impact of these interrelationships on their own and others cultural practices.

Analyse the ways in which intercultural relationships and experiences have contributed to the development of attitudes, beliefs and behaviours, and how they are manifested in various contexts.

Personal and Social Capability

Self-Awareness Management

Evaluate emotional responses and the management of emotions in a range of contexts.

Relationships and Diversity

Analyse how divergent values and beliefs contribute to different perspectives on social issues.

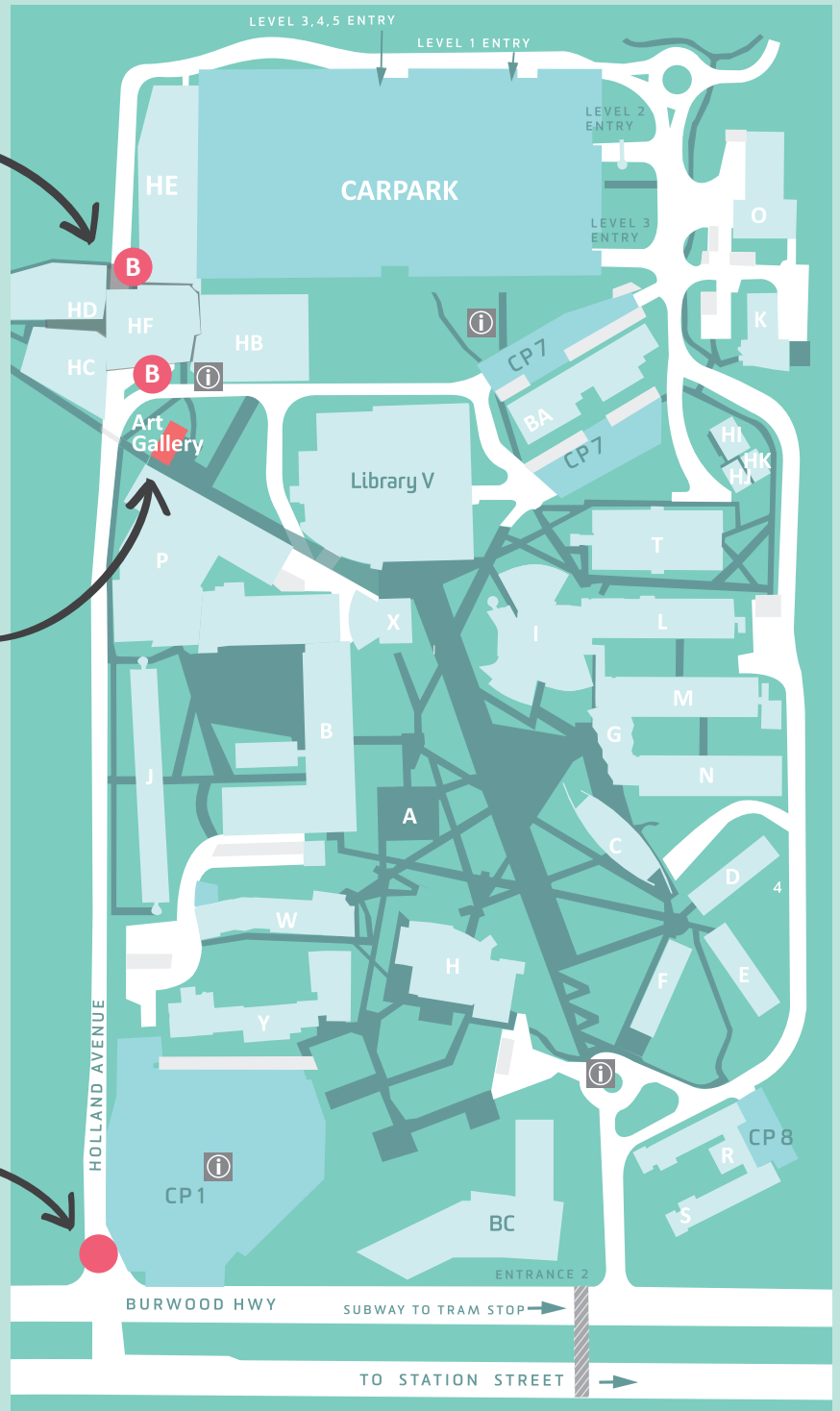
Bus Drop Off Point

30-minute Loading Zone here – this is the drop off point for school buses. Additional bus drop off point 10m along if Loading Zone occupied.

Deakin University Art Gallery
Building FA

Deakin University Burwood Campus

Enter via Gate 1 from Burwood Highway. Travel down Holland Avenue to Bus Drop Off Point, just after bridge overpass.



The Deakin University Art Collection and Galleries Unit offers school tours and hands on workshops for students from F – 10 and for VCE Art Making and Exhibiting and Art Creative Practice. To discuss our programs and how we can tailor a program to suit your school’s needs, please contact our Education and Public Programs Officer, Tabitha Davies.

Education and Public Programs Officer

Tabitha Davies

P: 9244 6519

M: 0491 974 249

E: t.davies@deakin.edu.au

W: [School programs](#) | [Deakin University Art Gallery](#)

Deakin University Collection and Art Galleries

Building FA

221 Burwood Highway, Burwood 3125

Ph: 9244 5344




E: artgallery@deakin.edu.au

W: [Deakin University Art Gallery - Exhibitions and Events](#)



DEAKIN UNIVERSITY ART GALLERY

Head to our website deakin.edu.au/art-collection/ for information about current exhibitions and keep up-to-date on our activities and exhibitions here:

-  [Facebook.com/ArtDeakin](https://www.facebook.com/ArtDeakin)
-  [Twitter.com/ArtDeakin](https://twitter.com/ArtDeakin)
-  [Instagram.com/deakinartgallery](https://www.instagram.com/deakinartgallery)
-  [izi.travel](#) - Deakin Art Collection and sculpture walk guides

STAY IN TOUCH!

Scan the code to become a gallery subscriber and stay up-to-date with exhibitions, openings and events.



SCHOOL PROGRAMS

For information regarding our school Programs or to book a tour and/ or workshop, please scan here.



Deakin University Art Gallery Building FA, Melbourne Burwood Campus, 221 Burwood Highway, Burwood VIC 3125
Enquiries T +61 3 9244 5344 E artgallery@deakin.edu.au
Gallery Hours Monday – Friday, 10 am – 4 pm During exhibition periods. Closed public holidays. Free Entry

We acknowledge the traditional custodians of the lands on which Deakin University stands and pay our respect to Elders: past, present and future.